

Cylindrical heaters, type S

Galvatherm®

Update 03/06/2026

Models adapted to all classical tank configurations and offering a large exchange surface in a minimum bulk.

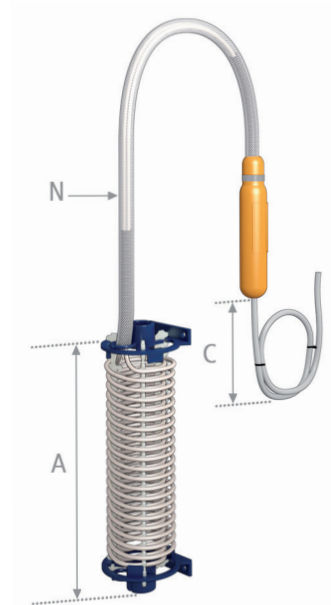
Installation on the side or at the bottom

The Galvatherm heaters are specially designed with a cable that only heats the part that is to be continually immersed.

The cable is composed of a heating resistance insulated with thermal and electric components on which is co-extruded a PFA sheath insuring a reliable chemical resistance..

The cable is rolled up according dimensions & shapes proposed and held with PVDF or PP strips which ensure the right distance between the rolls.

Electric safety : the Galvatherm heater complies with protection class 1 of EN 60519-1/2. The cable is screened throughout the entire length by a copper earthing strip. The earthing must be connected to the earth. In order to provide maximum safety, a fault-current (FI) protection device (30mA) should be used.



Assembly type convenient for immersion heaters with diameter 85 mm and 120 mm

A = heating part

Structure materials in PP or PVDF

Options and Accessories

The Galvatherm heater is only planned to heat liquids.

Extra length of cables



Electrical connecting cable C of type H05 VV-F (PVC) or H07 RN-F (Neopren)

Non heating cable N to go out of the tank

Feet for type S



Standard height 35 mm
For installation at the bottom of the tank
For C85 et C12 models

Ref in PP : PICPP
Ref in PVDF : PICPF


Removable guard



Perforated plastic guard in PP only
For C85 and C12 models

Ref : PRCPP

Cable-gland Ø75 mm



Allow between 200 to 300 mm extra on the H length (H=installation height on N)

Ref in PP : PEPP
Ref in PVDF : PEPF



Cylindrical heaters, type S

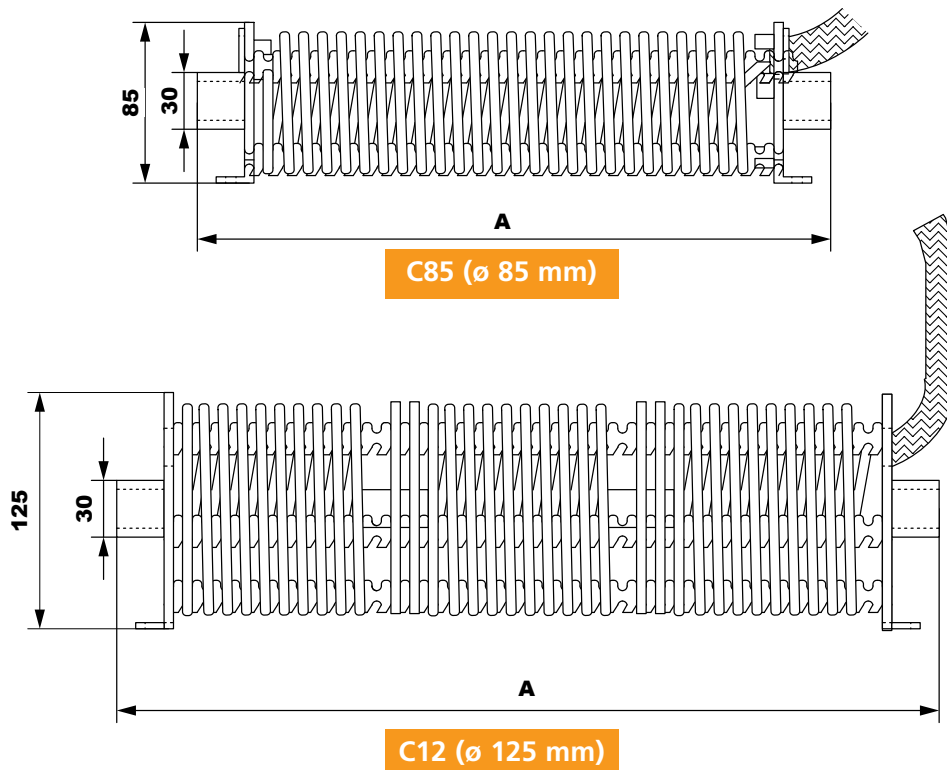
Galvatherm®

Update 03/06/2026

Single-phase				Three-phases			
kW	ØD	A	230V	kW	ØD	A	230V 400V
M O N T A G E S							
0.5 kW	sg-ph	85	165	C85052	1.5 kW	3-ph	85 465 C85154 C85155
1 kW	sg-ph	85	260	C85102	3 kW	3-ph	85 775 C85304 C85305
1.5 kW	sg-ph	85	310	C85152	4.5 kW	3-ph	85 920 C85454 C85455
2 kW	sg-ph	85	390	C85202	4.5 kW	3-ph	125 590 C12454 C12455
3 kW	sg-ph	85	620	C85302	6 kW	3-ph	85 1160 C85604 C85605
4 kW	sg-ph	85	730	C85402	6 kW	3-ph	125 740 C12604 C12605
6 kW	sg-ph	85	1140	C85602	9 kW	3-ph	125 1160 C12904 C12905
6 kW	sg-ph	125	720	C12602	12 kW	3-ph	125 1340 C12124 C12125
					15 kW	3-ph	125 1550 C12135

ØD = outside diameter
 A = overall length of the heating part
 All dimensions are given ± 10 mm

Other voltages available : • 110V single-phase : from 0.5 kW to 2 kW • 460V single-phase : from 1 kW to 6 kW • 460V three-phases : from 3 kW to 15 kW • Standard cable coating in PFA single layer. For the construction of the reference, see following page.



Construction of the reference number

C85	00	05	2	0	P	0	0	S	1
diametre code	dim. code	power code	voltage code	0	cable code	N length code	C length code	assembly code	materials code
C85 = 85 mm C12 = 125 mm	00	05 = 0.5 kW 10 = 1 kW 15 = 1.5 kW 20 = 2 kW 30 = 3 kW 40 = 4 kW 45 = 4.5 kW 60 = 6 kW 90 = 9 kW 12 = 12 kW 13 = 15 kW	1 = 110V M 2= 230V M 3= 460V M 4 = 230V T 5= 400V T 6= 460V T	0	P D	0 = 1m 1 = 1,5m 2 = 2 m 3 = 2,5m 4 = 3m 5 = 3,5m 6 = 4m 7 = 4,5m 8 = 5m 9 = sup.5m	0 = 1m 1 = 1,5m 2 = 2 m 3 = 2,5m 4 = 3m 5 = 3,5m 6 = 4m 7 = 4,5m 8 = 5m 9 = sup.5m	S	1 2

Cable code details

P = PFA single layer 1 W/cm²
D = PFA double layer 1 W/cm²

Assembly code details

S = flexible

Support materials code

code	strips	other pieces
1 =	PVDF	PVDF
2 =	PP	PP

