

PFA Rod Heaters GALMAFORM®

The PFA rod heaters GALMAFORM are electric heaters for direct heat transfer designed for the use in plants and tanks with a minimum physical size. They have excellent resistance to aggressive process liquids. The very high chemical resistance is achieved by a special coating with PFA (perfluoralkoxy-polymer).

The surface layer made of fluoro-polymer prevents, among other things, encrustation and fouling for effortless cleaning and easy maintenance.

The rod heaters GALMAFORM can be used to heat autocatalytic (electroless) electrolytes, since they are electrically non-conductive and therefore metal reduction is prevented.

The individual shape of the rods allows for a variety of installation options. As the contact box and the cable can also be immersed in the process liquid, you can adjust the maximum immersion depth to your specific requirements. The use of high-quality materials guarantees a long operating life-time with optimum reliability and failure-free operation.




Construction

The rod heaters are based on a PFA-coated stainless steel tubular heater with an electrical connection at one end. The contact box and the PFA cable are welded together with a gas-tight seam to allow for complete immersion.

The heated length of the rod (minimum immersion depth) is indicated by a permanent ring-shaped marker. The rod is not heated above this mark.

Even in applications where the liquid level is subject to abrupt or drastic rise or fall the heated length of the rod must always be immersed!

The distance pieces AW 12 set the necessary distance between the rod heater and the wall of the tank. The support UH is designed for secure mounting of the rod heater on the edge of the tank.

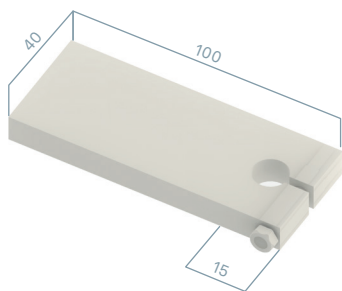


PFA Rod Heaters GALMAFORM®

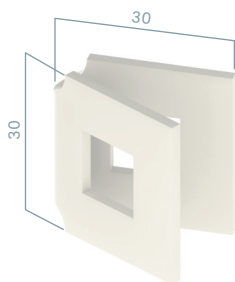
Due to the individual shape of the rod heaters different types of installation are possible. The various bending shapes of the rods are individually planned and implemented for you. Alternatively, you can bend the rods to the desired shape yourself, matching them to the installation conditions.

The available space can be optimally used by means of the various installation possibilities:

- on the tank wall
- on the floor of the tank
- hanging freely in the tank



Support UH, material PVDF



Distance piece AW 12, material PTFE, pure white

Electrical safety

In accordance with EN 60519-1, the heaters are classified as devices of protection class I. All metal parts are connected to the neutral conductor. If used together with an earth leakage circuit breaker (ELCB), the maximum possible electrical safety is ensured.



Technical data

	U-FP 25200-2	U-FP 25200-6	U-FP 14090-2
Rod coating	PFA-Compound	PFA-Compound	PFA-Compound
Electrical conductivity of coating	no	no	no
Rated power	2.000 W	2.000 W	900 W
Surface loading	2,4 W/cm ²	2,4 W/cm ²	2,2 W/cm ²
Rated voltage	230 V ~	230 V ~	230 V ~
Nominal length	2.500 mm	2.500 mm	1.350 mm
Heated length	2.350 mm	2.350 mm	1.200 mm
Cable length	2 m	6 m	2 m
Rod diameter	ø 12 mm	ø 12 mm	ø 12 mm
Minimum bending radius	30 mm	30 mm	30 mm

Accessories

	UH	UH	UH
Support	UH	UH	UH
Distance piece	AW 12	AW 12	AW 12

